

NEGATIVE INTEREST RATES: LESSONS FROM THE EURO AREA

Jens Eisenschmidt
European Central Bank

Frank Smets
European Central Bank

In June 2014, the European Central Bank (ECB) decided to cut the rate on its deposit facility (DFR) by 10 basis points (bp) into negative territory, an unprecedented move as no major central bank had used negative rates before.¹ This decision was part of a more comprehensive monetary policy easing package, which eventually also included the introduction of targeted long-term refinancing operations (TLTROs) and a large-scale asset purchase programme (APP) of private and public sector bonds. Further rate cuts of 10 bps each followed in September 2014, December 2015, and March 2016, bringing the DFR to -0.40 percent.²

The ECB's decision to cut rates below zero was solely motivated by the desire to provide further monetary easing to the economy in response to emerging deflation risks. This contrasts with the declared aim of some other central banks that introduced negative rates to

The views expressed are those of the authors and do not necessarily reflect those of the ECB. We thank Klaus Schmidt-Hebbel and participants at the XXI Annual Conference of the Central Bank of Chile for their valuable comments. R. Tietz and L. Pagenhardt provided excellent research assistance.

1. This followed a similar decision by the Danish central bank (Danmarks Nationalbank) in July 2012. Subsequently, the Swiss National Bank and the Swedish Riskbank introduced negative policy rates in December 2014 and February 2015, respectively, see Jackson (2015). The Bank of Japan, as the second major central bank, followed in January 2016.

2. The negative rate is not only applied to the deposit facility, but to all parts of banks' current accounts with the Eurosystem in excess of their reserve requirements. The same applies to other potential "loopholes", e.g. the remuneration of government deposits as well as deposits in the context of reserve management services offered by the ECB were also lowered in the process to (at least) 0.40%.

Monetary Policy and Financial Stability: Transmission Mechanisms and Policy Implications edited by Álvaro Aguirre, Markus Brunnermeier, and Diego Saravia, Santiago, Chile. © 2018 Central Bank of Chile.

discourage capital inflows and thereby stabilise the exchange rate (e.g. Denmark and Switzerland). Given the ECB's focus on providing additional monetary policy accommodation with its negative DFR, it is natural to ask whether the policy was effective. This assessment is not straightforward, as the decision to implement a negative interest rate policy (NIRP) was accompanied by other easing measures such as the APP, which had a significant downward effect on long-term bond yields, and the TLTRO programme, which in its second version provided long-term funding to banks at negative interest rates under certain conditions. In this paper, we review the emerging literature on the impact of the NIRP in the euro area and try to shed additional light on the question of the effects of the NIRP by examining the behaviour of bank loan and deposit rates and loan volumes before and after the NIRP period.

We proceed in four steps. In section 1, we document that a zero lower bound on interest rates seems to exist only for interest rates on household deposits held at banks. Other interest rates, such as interbank money-market rates, interest rates on short-term government debt and even interest rates on bank deposits held by non-financial corporations (NFCs) do not appear to be subject to a hard zero lower bound and have fallen into negative territory as the DFR became negative. In fact, in the current negative interest rate environment, a large share of safe (typically government) securities at shorter maturities are trading at rates below the DFR and yield negative interest rates even at significantly longer maturities than O/N.³

This observation raises an important question: What is special about household deposits that banks do not apply negative rates to these deposits when other funding rates are negative? One explanation is that it is much easier for households to substitute deposits with cash, because individual household deposits are typically of smaller amounts (than e.g. NFC deposits) and therefore carry limited storage costs. As a result, banks charging negative rates would see a sharp outflow of household deposit funding, which could give rise to funding problems. More importantly, negative rates might undermine the business model and franchise value of retail banks, which, in normal times, provide

3. The observation that interest rates other than household deposit rates have traded below zero does not imply there is no lower bound on those rates. But the experience until now suggests that it is probably much lower than current policy rates and the bound may be different depending on the specific market.

liquidity services to households and use cheap household deposits to fund higher-yielding longer-term loans and other assets. Moreover, new liquidity regulations (in particular the Net Stable Funding Ratio—NSFR—regulation) have increased the value of household deposits as a funding source for banks. Not surprisingly, the importance of household deposits as a (stable) source of bank funding is also the focus of a new literature on the deposit channel of monetary policy (Drechsler and others, 2017a, 2017b).

The finding that the zero lower bound is mostly valid for household deposits and that banks refrain from letting those household deposits run off implies that any distortionary effects from an NIRP should be most visible for those banks whose business models rely to a large extent on household deposit funding. In large parts of the empirical literature and in this paper, this observation is used to identify the effects of negative interest rates.

In section 2, we review the small theoretical literature on the transmission of policy-controlled interest rates in a negative rate environment with sticky retail deposit rates (e.g. Brunnermeier and Koby, 2017). These papers generally find that in an environment with capital constraints for banks, which depend on current and expected profitability, a more negative market interest rate may tighten capital constraints and reduce the incentive or ability to lend by negatively affecting interest rate margins and the profitability of the bank. As a result, banks that are dependent on retail deposit funding may restrict lending and/or increase loan rates, particularly in an environment of excess liquidity, which exposes them to negative returns. Most recently, Eggertsson and others (2017) put a zero interest rate bound on bank deposits in an otherwise standard New Keynesian model and show that it may lead to contractionary effects of an NIRP. These findings contrast with the standard literature (e.g. Gertler and Karadi, 2010), which finds that lower interest rates release capital constraints by boosting asset values and may spur lending and risk-seeking behaviour. Overall, whether such negative effects on the economy dominate will depend on the health of the banking sector as well as the presence of other transmission channels that may boost the economy, increase the demand for loans, and improve the overall quality of the loan book.

In section 3, we review the empirical literature that examines bank level data in an NIRP environment, for example Heider and others (2018) and Demiralp and others (2018). In addition, we document the evolution of loan rates and loan volumes of banks with low and high-reliance on household deposits in response to the NIRP episode in the

euro area. Using descriptive statistics and standard econometric tools, we provide suggestive evidence that—at least in the euro area—the NIRP has not led to counterproductive lending behaviour by banks that are reliant on household deposits.

Finally, in section 4, we report on other channels of negative interest rates in order to get a broader impression of the overall effect on bank lending, bank profitability, and the economy. In particular, we review a number of papers that aim to quantify the effects through simulation methods and using bank equity prices. One channel which is often overlooked in this literature is the exchange rate channel: Opening up the zero lower bound on interest rates has changed the possible future distribution of interest rates, thus implying different effects on the exchange rate than in normal times.

1. THE PASS-THROUGH OF THE NEGATIVE DFR TO MARKET RATES AND RETAIL DEPOSIT RATES IN THE EURO AREA

The ECB introduced negative rates in June 2014 by lowering the remuneration on its deposit facility to 0.10 percent. Subsequently, three further steps of 10-bp cuts were undertaken and the current level of 0.40 percent was reached in March 2016. Meanwhile, the rate applicable to liquidity providing operations (the MRO rate) was lowered to zero.

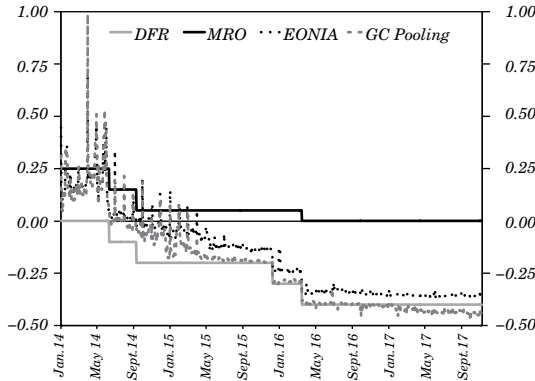
Excess liquidity in the system implied that the DFR cuts were passed on to short-term money-market rates (such as the Eonia rate). However, this process took longer than usual and was only completed in May 2015. The initially slow pass-through was likely related to the time needed by financial market participants to adjust to the new environment (e.g. changes to IT systems, legal documentation). All rate cuts after May 2015 did pass through immediately to the Eonia rate (figures 1 and 2). The overnight-index swap (OIS) curve is currently in negative territory for maturities of up to four years (figure 3) and short-term government bonds of the highest credit quality are trading at yields well below the DFR (figure 4), which evidences the by-now complete pass-through of negative rates to euro area financial markets.⁴

While the pass-through of negative policy rates to financial market rates is complete, a different picture emerges when looking at rates paid by banks for deposits of households and NFCs (figure 5).

4. This is partly due to the scarcity of such bonds created by the ECB's APP.

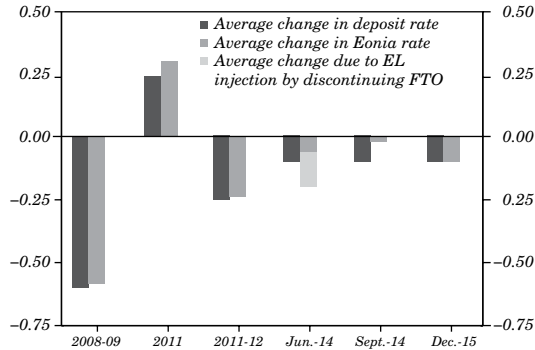
Comparing the distribution of deposit rates across a representative sample of euro area banks in June 2014 and June 2017, it is clear that both types of deposit rates have declined during the NIRP period, with both distributions now having most of their mass at zero. This piling up of deposit rates at zero suggests the existence of a zero lower bound for bank deposits, although there are some banks that do report rates below zero for their household and NFC deposits (see also table 1 for an overview of average deposit remuneration and their importance in bank funding by country).

Figure 1. Key Policy-Controlled Interest Rates and Interbank Overnight Rates



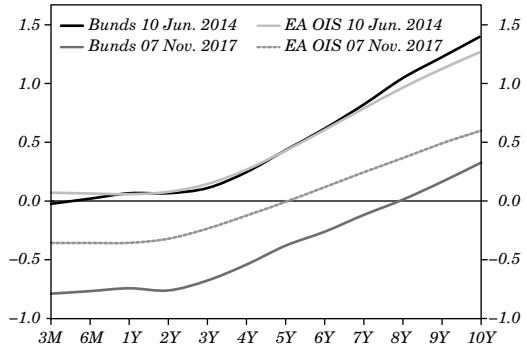
Source: Author's elaboration.

Figure 2. Eonia Rate Reaction to Policy Rate Changes in the First Maintenance Period After the Rate Change



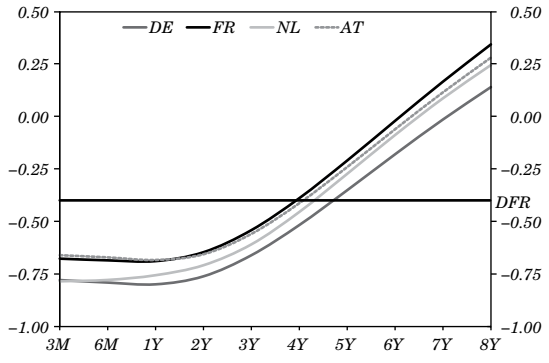
Source: Author's elaboration.

Figure 3. Term Structure of Risk-Free Rates



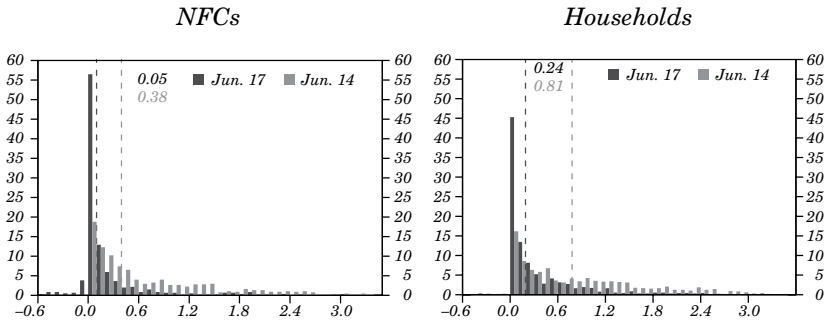
Source: Author's elaboration.

Figure 4. Term Structure of AAA-Rated Government Bonds (zero coupon)



Source: Author's elaboration.

Figure 5. Distribution of the Remuneration of Household and NFC Deposits Across Banks in the Euro Area



Source: ECB.

Dashed lines represent mean of distribution.

Table 1. Deposit Rates (HH & NFC, Weighted Average) and Share of Retail Deposits (HH only) in Total Assets as of June 2014 by Country

<i>Core</i>	<i>Deposit rate</i>	<i>Retail share</i>	<i>No. of banks</i>	<i>Periphery</i>	<i>Deposit rate</i>	<i>Retail share</i>	<i>No. of banks</i>
MT	0.940	0.510	4	PT	1.247	0.313	6
AT	0.565	0.192	9	SI	0.981	0.398	5
LU	0.461	0.126	8	ES	0.880	0.297	19
SK	0.226	0.457	3	IE	0.422	0.226	7
DE	0.165	0.203	50	IT	0.251	0.282	23
EE	0.118	0.274	4				
FI	0.070	0.177	5				
LV	0.068	0.209	5				
FR	0.032	0.244	22				
NL	0.009	0.206	9				
BE	0.007	0.402	9				

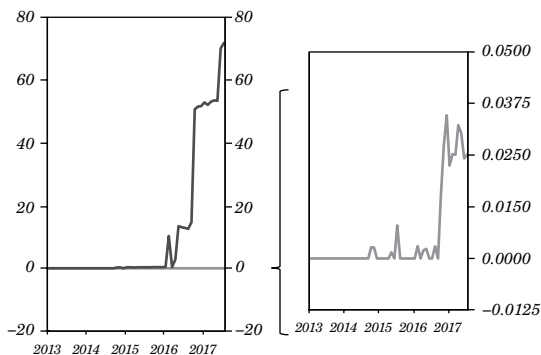
Source: Author's elaboration.

Note: Only banks that reported a deposit rate in June 2014 are included in the calculation. Reported rates are weighted by their respective bank's share in the country's deposit market. Retail shares are computed over the total balances of the banks included.

To further explore the pass-through of negative rates to bank deposit rates, we zoom in on the case of Germany, the country with the lowest sovereign yields and the highest level of excess liquidity of all euro area countries. While in many other euro area countries bank deposit rates had significant room to decline in response to the NIRP mainly due to higher bank deposit rates when negative rates were introduced, deposit rates in Germany were already close to zero at the beginning of the NIRP (figure 12). Furthermore, Dombret and others (2017) argue that low interest rates pose a particular challenge to German banks, as they are especially reliant on interest income. The German case may therefore be considered most representative for studying what a steady-state pass-through of negative policy rates to bank deposit rates looks like.

Figure 6 shows the share of overnight (O/N) bank deposits of households and NFCs that are remunerated below zero for a representative sample of German banks. Strikingly, while for household deposits the floor of zero appears firm even in the German case, there is significant pass-through of negative rates to NFC deposit rates: In July 2017, around 72% of O/N deposits by NFCs were (on average) remunerated at a rate below zero. Note, however, that the average level of remuneration of these deposits at 0.02 percent is only slightly negative (and still relatively far away from the DFR of 0.40 percent).

Figure 6. Share of Deposits Remunerated Below Zero



Source: Author's elaboration.

Overall, the available evidence suggests that the most relevant friction connected with the NIRP is a complete lack of pass-through to interest rates paid on banks' household deposits. Naturally, the question arises why banks are reluctant to pass on the negative rates to their household deposit base, particularly in light of the different treatment of NFC deposits.

The most obvious explanation is the availability of cash as an alternative to a bank deposit. Storage costs of cash (e.g. rent for vault space) and the inconvenience arising if cash needs to be used for (large) transactions are factors potentially driving a wedge between the zero remuneration offered by cash and the remuneration of the alternative bank deposit. The costs of holding (and having to use) cash are likely increasing in the size of the bank deposits that need to be replaced. Household deposits are normally smaller than NFC deposits, which is a likely key driver of the difference in pass-through. In the same vein, the inconvenience cost of having to process payments in cash is much higher for NFCs than for households.

If banks are unable to apply negative rates to household deposits, why wouldn't they simply reduce their amount of funding provided by household deposits? One answer lies in the observation that banks' funding models are strategic decisions which incur fixed costs (e.g. setting up offices to attract and serve customers) and, from an intertemporal perspective, a short spell of negative rates may not be enough to change the overall business logic of the banks' funding model.

Another reason, possibly more fundamental, is that banks generally perceive household deposits as a (cheap) source of stable and longer-term funding (see Drechsler and others, 2017b) which also receives favourable treatment under the new liquidity regulation (e.g. NFSR). The overall attractiveness of household deposits as a source of funding to banks appears to have increased since the start of the great financial crisis, manifesting itself in a secular increase of the share of household deposits in the balance sheets of euro area banks.

The importance of household deposits (and its consequences for the transmission of monetary policy) is also documented in a new literature on the value of deposits for U.S. retail banks (Drechsler and others, 2017a, 2017b). The authors show that retail deposits effectively protect banks from interest rate risk and that market power in retail deposit markets is a key factor in explaining the size of spreads of bank deposit rates over money-market rates.

2. IMPLICATION OF A ZERO-LOWER BOUND ON DEPOSIT RATES IN AN NIRP ENVIRONMENT

The presence of a zero lower bound on (household) deposit rates raises the question of how it affects bank profitability and banks' incentives to lend and adjust their assets and liabilities. In this section, we review the small theoretical literature on the transmission of policy-controlled interest rates in a negative rate environment. While lower interest rates may generally stimulate bank lending and increase risk taking, in the presence of a zero lower bound on deposit rates or, more generally, sticky deposit rates, there might be "tipping points" beyond which banks cannot tolerate further squeezes in their profits and adopt different strategies to avoid these squeezes (Bech and Malkhozov, 2016). This argument is further taken up in Brunnermeier and Koby (2017), who argue that below some level of the policy rate (the "reversal rate"), further reductions can in fact be contractionary owing to the negative effects of lower profitability on bank capital and the associated contractionary effects on bank lending. In their model, the exact level of the reversal interest rate depends on a bank's equity capitalisation and the tightness of financial regulation, its interest rate exposure (e.g. the level of excess liquidity), and the market structure of the financial sector, in particular on the deposit side. Brunnermeier and Koby (2017) also show that the negative effects may increase over time, as the positive effects through capital gains on the long-term bond portfolio are fading in importance.

Cavallino and Sandri (2017) discuss a general class of models in which the presence of borrowing constraints can lead to an "expansionary lower bound", defined as the interest rate below which monetary easing becomes contractionary. Their examples are mostly taken from international finance, where a borrowing constraint denoted in foreign currency may lead to contractionary effects of easier monetary policy if this policy leads to a depreciation of the exchange rate. This may exacerbate the borrowing constraint in domestic currency, thus counteracting the usual stimulative effects. In one model example inspired by Brunnermeier and Koby (2017), which includes heterogeneity of borrowers and savers and a monopolistically competitive banking sector, the presence of a net worth constraint on banks may lead to the existence of a reversal rate, subject to two conditions: Firstly, banks face a net worth constraint which is positively affected by current profits. Secondly, the stock of short-term government debt and excess liquidity is sufficiently large relative to

deposits. For the empirical work, it is this ratio that will determine how costly negative rates are for banks in the short-term. Less binding borrowing constraints lower the reversal rate, while more competition in deposit markets increases the reversal rate.

Most recently, Eggertsson and others (2017) document for the Swedish case that the cuts in central bank policy rates into negative territory did not lead to a similar fall in bank lending rates (in contrast to what usually happens following a cut in policy rates in positive territory). To capture this effect, they develop a New Keynesian model as in Benigno and others (2014), with multiple interest rates and bank reserves as in Curdia and Woodford (2011). One key assumption is that the interest rate on household deposits cannot fall below a lower negative bound that is proportional to the storage costs of holding money. If storage costs are negligible, the lower bound on deposit rates will be zero. Another key assumption is that financial intermediation costs, which generate a spread between the remuneration of household deposits and the bank lending rate, depend negatively on current profits. This reduced-form assumption is meant to capture the established finding in the literature that links banks' net worth and profitability to their financing burden due to agency costs. As a result, a drop in demand that leads to an optimal reaction by the central bank to set the interest rate on reserves at a negative level will lead to a binding constraint on the deposit rate. As the bank lending rate is a mark-up over the deposit rate, the drop in the bank lending rate will be also bounded. However, as the banks also hold reserves, the negative interest rate on reserves reduces the profitability of the bank and thereby increases intermediation costs and reduces the interest rate margin, exacerbating the macro-economic effects of the shock.

The theoretical analysis shows that whether an NIRP will have contractionary effects on bank lending is determined by the bank's reliance on household deposits versus wholesale funding on the liability side and the interest rate sensitivity of the bank's assets on the asset side. Figure 8 shows the aggregate balance sheet of the euro area banking sector. Over the NIRP period, the share of non-financial private sector deposits in the total balance sheet has increased from 26 to 30 percent, whereas the reliance on wholesale funding has decreased from 30 to 27 percent (figure 7), probably reflecting the new regulatory emphasis on stable funding. On the asset side, a major change has been the rise in excess liquidity held with the central bank from 0.6 to 5.6 percent of total assets as the ECB has embarked on its APP. The excess

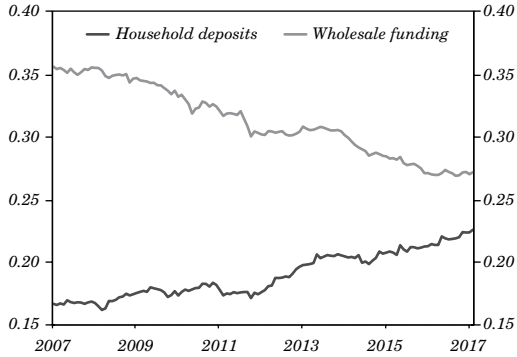
liquidity is remunerated at a negative rate of 0.4 percent. More generally, increasing excess liquidity will lead to increasing costs for banks to the extent that it is funded by an increasing share of (household) deposits.

The aggregate composition of the banks' balance sheets masks quite important differences across bank business models and across countries. As pointed out by Brunnermeier and Koby (2017) in a heterogeneous region model, an interest rate cut might be expansionary in one region and contractionary in another to the extent that banks in the first region borrow while the banks in the other region lend in the interbank market. In the euro area, excess liquidity mostly resides in the core countries, potentially giving rise to exactly such a regional structure as described in Brunnermeier and Koby (2017). In addition, the degree to which loans are priced at fixed or variable rates differs across countries, with banks situated in core countries using more long-term fixed-rate financing and banks in periphery countries applying more variable-rate financing (figure 9). This difference in interest rate fixation may also give rise to a differentiated impact of negative rates across euro area countries.⁵ In the next section, we will use information on cross-sectional variation between banks to test whether the pass-through of the negative DFR in the euro area to bank loan rates and loan volumes differs across banks with low and high deposit shares.

In contrast to the recent literature on NIRP, which emphasises that the negative effects on bank interest rate margins and bank profitability may hamper the transmission of an NIRP, the more traditional literature on bank-lending and risk-taking channels suggests that an NIRP may strengthen these channels. Prominently, the *bank-lending channel* suggests that expansionary monetary policy measures will increase banks' willingness to provide loans. Under an NIRP, the incentive for banks to expand their supply of loans is strengthened by the fact that additional reserves injected by the central bank entail a charge on banks. Thus, while an NIRP might reduce the ability of banks to pass on interest rate changes to their retail deposits (Horwath and others, 2018), the policy amplifies the credit channel by increasing the cost of holding excess liquidity, in particular for banks with a high share of retail deposit funding on their balance sheet. Several papers support the notion that the bank-lending channel remains intact under an NIRP (e.g. Albertazzi and others, 2017; Bräuning and Wu, 2017; Demiralp and others, 2018; Basten and Mariathasan, 2018).

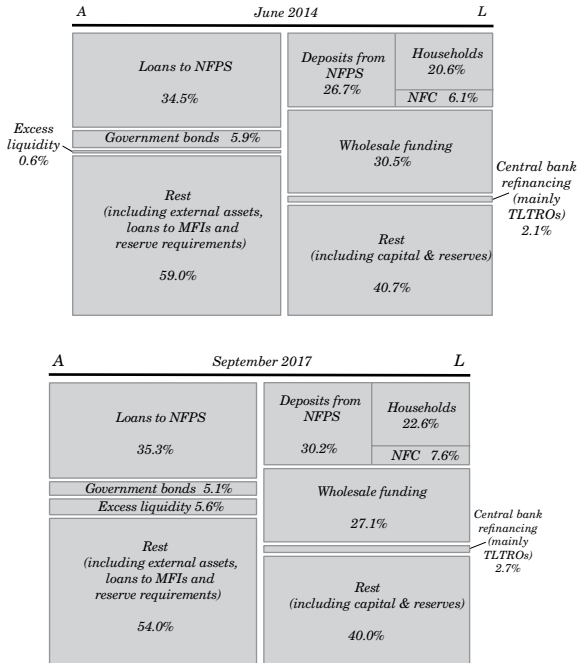
5. For reference, figures 10 and 11 give an overview of the distribution of deposit and excess liquidity shares in the euro area banking sector.

Figure 7. Evolution of Household Deposits and Wholesale Funding as Shares of Total Liabilities in the Euro Area since August 2007



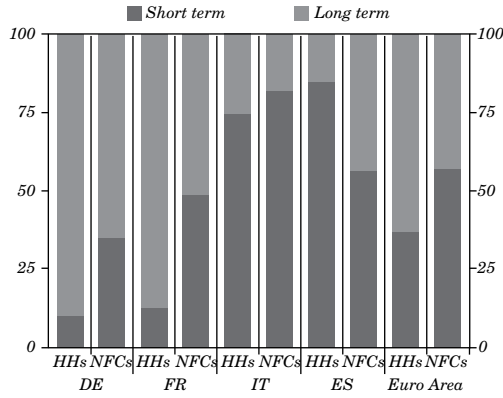
Source: Author's elaboration.

Figure 8. Total Euro Area Bank Balance Sheet



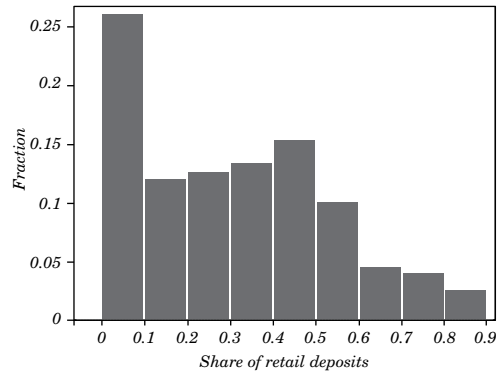
Source: Author's elaboration.

Figure 9. Share of Household and NFC Loans Fixed at Short- and Long-Term as of June 2017



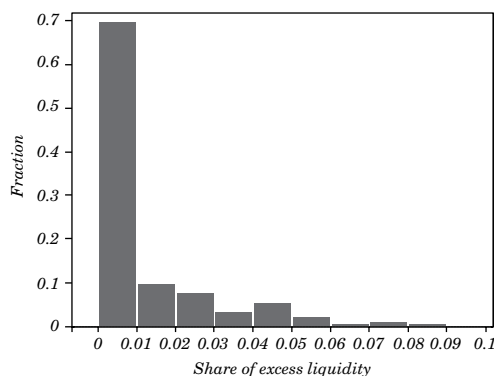
Source: Author's elaboration.

Figure 10. Distribution of Share of Retail Deposits in the Balance Sheet, All Banks Excluding Greece and Cyprus



Source: Author's elaboration.

Figure 11. Distribution of Share of Excess Liquidity, All Banks Excluding Greece, Cyprus and High EL Banks



Source: Author's elaboration.

The exchange of very safe assets such as central bank reserves for riskier assets like loans and bonds can also be seen through the lens of the *risk-taking channel*, which emphasises the role of risk perceptions and risk tolerance (Borio and Zhu, 2008; Adrian and Shin, 2009; Jimenez and others, 2012; Dell’Ariccia and others, 2016). The increase in asset prices and collateral values prompted by lower policy rates can increase banks’ capacity and willingness to take on more risk. They may, for instance, choose to rely on risk measures that are based on market equity prices, such as expected default frequencies, and make use of Value-at-Risk frameworks for their asset-liability management, all of which are likely to point to lower risks in a lower rate environment. Moreover, “sticky” rate-of-return targets defined in nominal terms can prompt a “*search for yield*” effect when interest rates are reduced, which necessitates higher risk tolerance. In fact, the promotion of portfolio rebalancing by encouraging lenders to invest in riskier assets when the returns on safer assets decline is considered to be one of the objectives of quantitative easing policies (Aramonte and others, 2015; Heider and others, 2018). This channel is likely to be further reinforced by the prevalence of negative rates.

3. THE IMPACT OF NEGATIVE RATES ON EURO AREA BANKS

This section briefly reviews the available empirical literature on the effects of the NIRP in the euro area and then discusses developments

in euro area banks' lending behaviour over the NIRP period. In our search for the effects of negative rates, we progressively zoom in on (highly household deposit reliant) German banks. This strategy should lead us to the banks arguably most affected by the NIRP. Consequently, these banks should have the strongest incentives to react to the NIRP, thus giving us the best chances to identify its effects.

3.1 Empirical Studies with Focus on the Euro Area

There is a small literature devoted to the effects of negative rates in the euro area.⁶ Heider and others (2018) start from the premise that banks relying more strongly on deposit funding have a disadvantage in a negative rate environment and, consequently, compare the lending behaviour of high- to that of low-deposit banks during the early phase of negative rates (from June 2014 to January 2015). Their results, which were obtained by focusing on syndicated loans and which are a relatively small subset of NFC loans, indicate that high-deposit banks react by decreasing their loan supply and start lending to riskier borrowers.

Demiralp and others (2018) use banks' exposure to the excess liquidity charge to identify the impact of negative policy rates on banks by employing a sample of 256 euro area banks covering around 70% of bank assets in the euro area. They find that high-deposit banks have reacted to negative rates by granting more loans.⁷ Both Heider and others (2018), and Demiralp and others (2018) find that negative rates are expansionary. The discrepancy in findings between the two studies (with respect to the behaviour of high-deposit banks) could be related to the difference in the loan aggregate as well as the difference in the length of the NIRP considered in the papers: Heider and others (2018) focus on the very beginning of the negative interest rate period, while Demiralp and others (2018) consider the NIRP until October 2017.

Finally, Amzallag and others (2018) employ a sample of mortgage loans issued by Italian banks to investigate the effects of the NIRP on banks' loan-rate setting behaviour. Comparing fixed- and variable-rate mortgages issued before and after the onset of the NIRP, they

6. In a study based on a pre-NIRP sample, Buchholz and others (2017) already argue that banks with a more interest-sensitive business model are more responsive to declines in the deposit facility rate, reallocating their liquidity from reserves to loans.

7. Albertazzi and others (2017) also find that banks with more deposit funding expand their loan supply under unconventional monetary policy.

find that banks more dependent on deposit funding charge higher rates for fixed-rate loans after June 2014, while there is no effect on variable-rate loans.

3.2 Negative Rates in the Euro Area: Some Further Empirical Explorations

In order to further explore the behaviour of rates and volumes for bank loans in the euro area under the NIRP, we use a confidential dataset containing balance sheet data for 256 selected euro area banks at the monthly frequency (IBSI and IMIR). The dataset has been constructed to reach a high degree of representativeness of the euro area banking sector, by containing a broad range of banks of different sizes and specialisation from all euro area countries. Importantly, banks contained in the sample cover a large fraction of loans to the euro area economy (between 70% and 85% of all bank loans, depending on the country). We exclude banks from Cyprus and Greece (due to these banks being affected by domestic economic and banking crises), which leaves us with 241 banks.

3.2.1 Did the NIRP Change Banks' Lending Behaviour? The Case of Germany

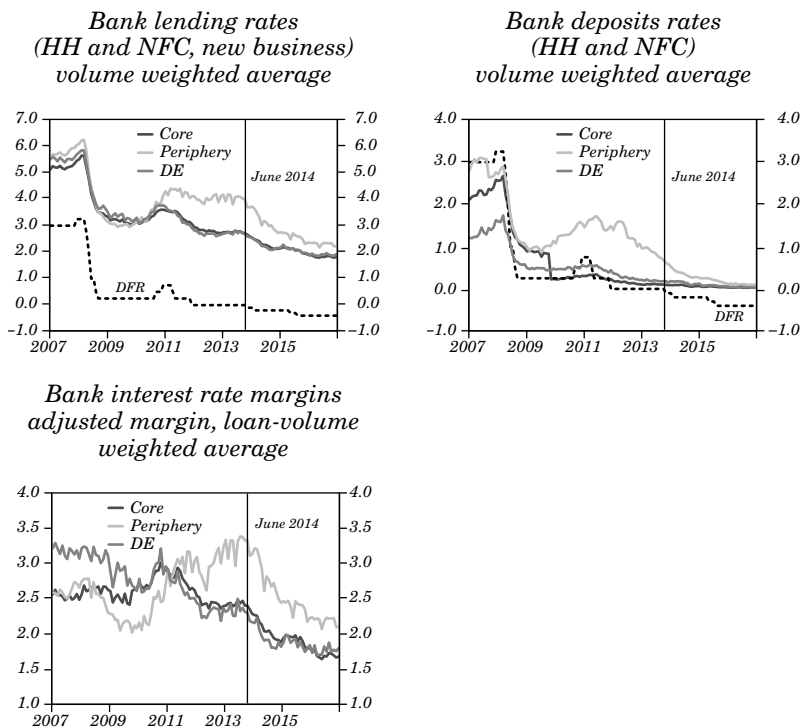
Figure 12 shows the evolution of bank lending rates⁸, bank deposit rates, and the interest rate margin in both core and periphery countries of the euro area since 2007. A few observations are worth making: First, the decline in bank deposit and lending rates and interest rate margins was particularly pronounced in the peripheral countries (i.e., those countries most affected by the euro area sovereign debt crisis in 2010-2011), mainly because these countries were facing much higher deposit and lending rates in June 2014 due to the fall-out from the sovereign debt crisis. It is interesting to note that, following the comprehensive easing package of the ECB, deposit rates in the peripheral countries converged back almost fully to those of the core countries.

By contrast, bank lending and deposit rates in Germany were among the lowest in June 2014 and hence had least room to decline. Figure 12 confirms that retail deposit rates in the core countries were

8. Note that, in contrast to e.g. Amzallag and others (2018), our lending rates are a composition of both household and NFC loan rates, including a variety of maturities and purposes (such as house purchase, consumption, and the like).

bound at zero and therefore did not follow the DFR cuts into negative territory from June 2014 onwards. Consequently, in what follows we will focus on the German banking sector, as with this strategy we stand the best chances to uncover the effects of negative rates on bank lending rates (and volumes).

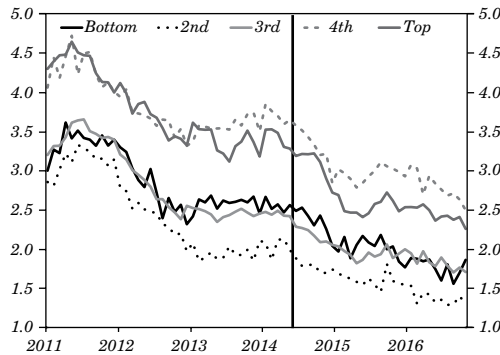
Figure 12. Bank Lending Rates, Bank Deposit Rates and Interest Rate Margins in Core and Periphery Countries



Source:

Notes: Core countries include AT, BE, DE, EE, FI, FR, LU, LV, MT, NL, and SK. Periphery countries include ES, IE, IT, PT, and SI, whereas banks from Greece and Cyprus are excluded. Lending and deposit rates are weighted by their respective loan or deposit volumes. Margins are weighted by the respective bank's loan volumes.

Figure 13. Bank Lending Rates in Germany by Retail Deposit Share Quintile
(volume weighted average)



Source: Author's elaboration.

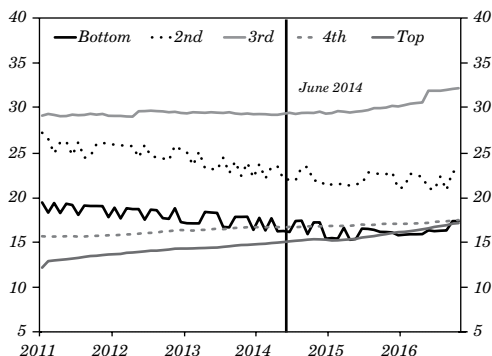
Notes: Calculated based on 59 German banks that report lending rates and volumes over the entire period. Lending rates are weighted by their respective loan volumes. Quintiles are formed based on the average retail deposit share of each bank in the year before the NIRP (June 2013 to May 2014).

The complete lack of pass-through of negative rates to retail deposit rates puts banks that are heavily reliant on these deposits at a disadvantage relative to less reliant banks.⁹ As a consequence, we may expect that high deposit banks are less willing or able to decrease their loan rates, as found by Amzallag and others (2018) for the case of the Italian fixed-rate mortgage market, and may even be inclined to increase them. Figure 13 checks this hypothesis for the German banks in our sample by looking at weighted average bank lending rates of all quintiles of the distribution of their household deposit share over time. There is no *prima facie* evidence that banks with a high degree of reliance on retail deposits price their loans differently from banks with a lower degree of reliance under the NIRP.

Similarly, banks adversely affected by the NIRP may also reduce their lending or even contract their loan book (figure 14). Figure 15 shows the change in the loan market share of German banks according to the degree of banks' exposure to the NIRP. Again, as in the case with bank lending rates, we do not find evidence that highly affected banks are reducing their lending activity relative to less affected banks.

9. This argument is also supported by Arteta and others (2016).

Figure 14. Bank Lending Volumes in Germany by Retail Deposit Share Quintile
(mean, in EUR BN)



Source: Author's elaboration.

Notes: Calculated on the basis of the 59 German banks that report lending rates and volumes over the entire period. Quintiles are formed based on the average retail deposit share of each bank in the year before the NIRP (June 2013 to May 2014).

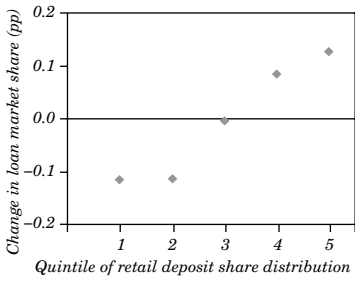
Figure 15 compares these changes in bank lending rates and loan market shares in the NIRP period with those following the earlier interest rate reductions in 2012 at positive levels. If anything, the cross-plots show that the lending rates of banks with a high deposit share have fallen by more than those with low deposit shares. Similarly, the loan market shares of high deposit banks have, if anything, have risen. But this reaction is not different from the earlier period of interest rate reductions in our sample (2012–2013). We therefore do not find *prima facie* evidence of a contractionary effect of the reductions in negative interest rates. Of course, this may partly be explained by the impact of the other components of the ECB's easing package. On the asset side, the reduction in both private and public sector bonds may have put pressure on the loan rates; for example, large firms found it easier to tap bond markets to obtain financing. At the same time, all banks are exposed in a similar fashion to the other simultaneous policy programmes conducted by the ECB and we would therefore expect banks particularly exposed to the friction associated with the NIRP to react differently than banks less exposed, even in the presence of other easing measures. Furthermore, as shown in section 3.2.2 below, the APP did not materially affect the pass-through of negative rates to bank lending rates.

Figure 15. Changes in Bank Lending Rates and Loan Market Shares in NIRP and PRE NIRP Period per Deposit Share Quintile

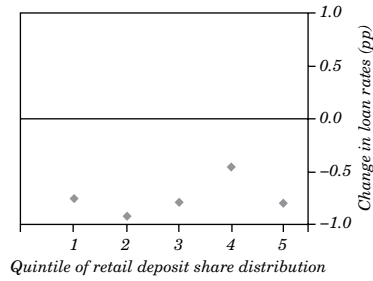
PRE NIRP: February 2012 to June 2014

pre NIRP

Changes in loan market share German banks, by quintile of retail deposit share distribution in percentage points



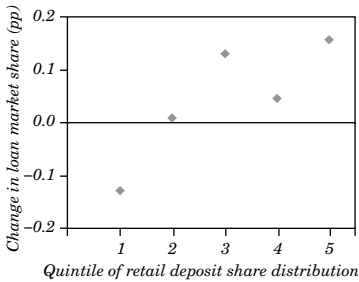
Changes in loan market share German banks, by quintile of retail deposit share distribution in volume weighted average, in percentage points



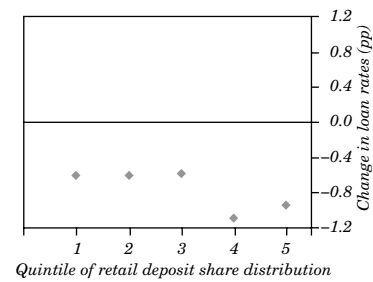
NIRP: June 2014 to October 2016

NIRP

Changes in loan market share German banks, by quintile of retail deposit share distribution in percentage points



Changes in loan market share German banks, by quintile of retail deposit share distribution in volume weighted average, in percentage points



Source:

This overall assessment is confirmed by *ad hoc* survey evidence from the euro area bank lending survey. The surveyed banks confirm that the negative interest rate has reduced their profitability, but at the same time has led to lower bank loan rates and easier lending conditions.¹⁰

3.2.2 Did the NIRP Change the Pass-Through of Policy Rates to Bank Lending Rates?

Bank lending rates of euro area banks generally display a strong co-movement with policy rates. In this section we employ a simple panel econometric exercise to see whether the introduction of the NIRP has changed this correlation. We follow the same logic used so far and concentrate our testing on the case of German banks, as these banks should be most affected by the negative interest rate policy.

Table 2 reports the estimates from a standard fixed-effects panel model estimated at quarterly frequency, using individual bank lending rate data.¹¹ In the main specification, quarterly changes in lending rates are regressed on changes in the DFR and its interaction with a variable marking the NIRP period. Column 1 in table 2 contains the pass-through coefficient from a univariate regression including only changes in the DFR. As expected, the estimated coefficient is positive and significant.¹²

Column 2 reports the main specification where the model is augmented with an interaction term of the changes in the DFR with a dummy variable capturing the NIRP period. Another interaction is created with the share of retail deposits on each bank's balance sheet. None of the interactions is significant and the overall size of the pass-through coefficient is unchanged, which confirms that the NIRP did not lead to a change in pass-through and that bank's retail deposit reliance does not change their reaction to monetary policy under the NIRP either.

10. See Altavilla and others (2017a).

11. The data used covers 256 banks from all euro area countries over a sample from 2009 to 2016 (IBSI and IMIR dataset) out of which 59 banks are from Germany. The data are at monthly frequency. Quarterly values are computed by averaging the original monthly values. Changes are then computed as the quarter-on-quarter changes of the quarterly values.

12. Since monetary policy responds to changes in aggregate demand, the coefficient in this univariate specification is likely biased upwards. A simple way to control for the business cycle would be to include time fixed effects. Indeed, this (e.g. year fixed effects) almost halves the coefficient but otherwise does not change our results.

Table 2. Interest Rate Pass-Through During NIRP and APP Period

	<i>Change in composite loan rate</i>		
	<i>(1)</i>	<i>(2)</i>	<i>(3)</i>
Change DFR	0.611*** (0.068)	0.625*** (0.145)	0.625*** (0.145)
Change DFR x NIRP		0.609 (0.572)	0.454 (0.605)
Change DFR x deposit share x NIRP		-0.009 (0.009)	-0.009 (0.009)
Change DFR x APP			1.644*** (0.835)
Observations	1,779	1,779	1,779
R^2	0.064	0.066	0.072
Adjusted R^2	0.064	0.062	0.067

Source:

Notes: * $p < 0.1$; ** $p < 0.05$; *** $p < 0.01$. Sample covers 59 German banks from 2009Q1 to 2016Q3. Standard errors are White-Hubert heteroscedasticity robust.

Column 3 reports the estimation augmented with a control variable capturing the announcement effects of the APP. The APP dummy takes the value of 1 in January 2015 and the share of survey respondents expecting asset purchases by the ECB in 2014 Q3 and Q4 as provided in Blattner and Joyce (2016) before that date. This dummy variable is then interacted with the change in the DFR, to test for any changes in the interest rate pass-through during that period. As expected, the APP announcement had a strong impact on bank lending rates. However, the overall size of the pass-through coefficient, controlling for the NIRP period and APP announcement, is very similar to the one reported in column 2, which leads to the conclusion that the pass-through has not materially changed following the introduction of the NIRP and is not affected by the effects of the APP announcement.

4. OTHER EFFECTS OF NEGATIVE RATES

4.1. Bank Profitability

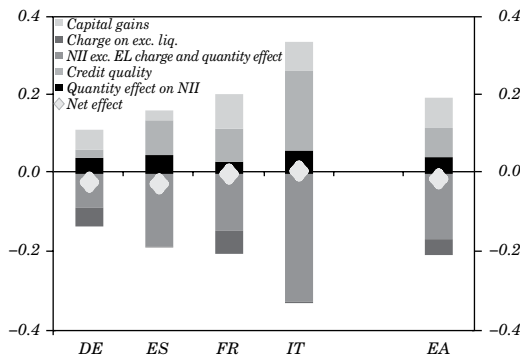
Several papers have investigated the effects of low and negative interest rates on overall bank profitability. For example, in a pre-NIRP

study of 109 large international banks, Borio and others (2017) find a positive relationship between the short-term rate and bank profitability (as measured by the return on assets). In particular, whereas loan loss provisions decrease and non-interest income increases when interest rates go down, net interest income decreases, thus offsetting the positive effects. The authors conclude that very low rates erode bank profitability. Similar conclusions are drawn by Deutsche Bank (2013) and Dell’Ariccia and others (2017), who argue that profitability is lowered by reduced interest rate margins. In addition, Claessens and others (2016) find that low rates weakened bank profitability more in the euro area than, e.g., in Canada and the U.S. In a study based on stress testing scenarios of U.S. banks, Arseneau (2017) finds that the effect of negative rates on banks would depend on the bank business type, with banks primarily active in lending (liquidity provision to borrowers) expecting to lose from negative rates through a squeeze in lending rates. In contrast, banks focused on deposits expect to gain due to the reduction in funding costs.

Arteta and others (2016) suggest that bank profitability depends on the general health of the economy rather than on just monetary policy measures. In line with this reasoning, Altavilla and others (2017b) argue that low monetary policy rates and a reduced slope of the yield curve are associated with lower bank profits only if important variables, such as the expected macroeconomic developments and forward-looking credit risk, are omitted. If such controls are introduced, the positive impact of easier monetary policy on loan loss provisions and non-interest rate income largely offsets the negative one on net interest income.

Altavilla and others (2017a) also shed light on the question of the overall effect of the ECB’s easing measures (including the NIRP) on euro area banks’ profitability, disentangling several channels (figure 16). They find that the total effect of monetary policy measures on euro area banks’ return on assets over the NIRP period (2014-2017) is broadly neutral, as positive and negative effects cancel each other out. Figure 16 also shows the effects per country. As expected, the negative effect through the charge on excess liquidity is largest in France and Germany. By contrast, Spain and Italy are most affected by the drop in interest rate margins due to the widespread prevalence of variable-rate loans. On the other hand, those countries also benefit most from the positive effects of lower market interest rates on the quality of the loans and the loan loss provisions.

Figure 16. Key Policy-Controlled Interest Rates and Interbank Overnight Rates



Source: Altavilla and others (2017a).

4.2. Bank Equity and Stock Prices

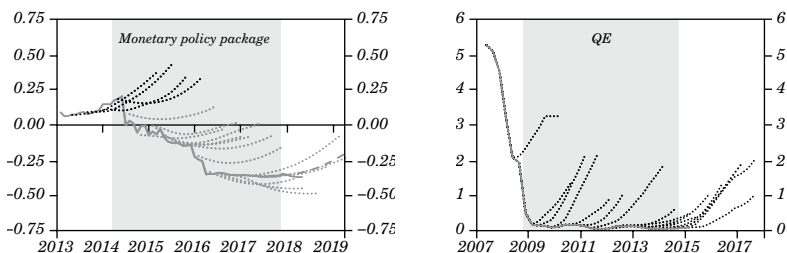
Ampudia and Van den Heuvel (2017) use the unexpected component of monetary policy shocks and investigate their effects on bank equity, represented by stock prices. They find that an unexpected decrease in policy rates in a positive rate environment raises bank equity, as also suggested by English and others (2014). However, in low and negative rate environments this effect is reversed: Further interest rate cuts at already low rates lead to lower bank equity prices. The authors attribute their findings to a squeeze in the interest rate margin due to the zero lower bound on deposit interest rates, as banks more dependent on deposit funding are more negatively affected by cuts. In contrast, Altavilla and others (2017b) find the opposite results. Bank equity prices responded positively to the drop in the DFR by 10 bp on 5 June 2014 and on 4 September 2014. In particular during the latter episode, bank equity prices responded more positively than other stock prices. Moreover, this paper also finds positive responses to expansionary APP announcements during the NIRP period (with the exception of the December 2015 event). The difference in the finding of Altavilla and others (2017b) to Ampudia and Van den Heuvel (2017) can be explained by the different focus of the paper. Altavilla and others (2017b) focus on a broad series of events including two interest rate changes in the negative rate period as well as a variety of non-standard measures, while Ampudia and Van den Heuvel (2017) analyse only changes in interest rates covering all policy meetings.

4.3 Interest Rates Expectations and Foreign Exchange Markets

In assessing the overall effects of the NIRP it is also important to take into account the alternative transmission channels beyond the bank lending channel of lower interest rates on the economy. One channel that has been operative in the euro area case is its signalling effect on the term structure. As shown in Rostagno and others (2016), lowering the policy controlled rate through the zero lower bound has the advantage of removing the non-negativity restriction on expected future short-term rates. As a result, the forward curve becomes flatter than it would be if short rates were expected to be constrained by a zero lower bound. Indeed, as shown in figure 17, the ECB's NIRP contributed to a flatter yield curve as from 2014 than was the case in the United States during the QE period.

Such stronger signalling effects may in turn lead to larger effects on the exchange rate. Results by Khayat (2015) suggest that negative interest rates put depreciation pressure on the currency, and that the effects are distinct from lowering rates in positive territory. Gräß and Mehl (2015) find that exchange rates of countries with negative policy rates tend to react more strongly to changes in their corresponding bond yield differentials *vis-à-vis* the U.S. For the euro area, their estimates suggest that a cut in the deposit facility rate by 20 bp is associated with a depreciation of the euro against the U.S. dollar which is around 0.5 percentage points larger in negative territory than in “normal” times. Overall, their empirical results suggest that negative interest rates make exchange rates more elastic to shocks.

Figure 17. Forward Curves During Periods of non-Conventional Monetary Policy
(with and without NIRP)



Source:

5. CONCLUSIONS

In June 2014 the ECB became the first major central bank to reduce one of its key policy rates to a level below zero. Naturally, the question arises whether the transmission of monetary policy is different when interest rates become negative. This paper offers an overview of the available research with a specific focus on the euro area. Furthermore, it documents the dynamics of deposit rates, lending rates and loan volumes of euro area banks in the recent NIRP period.

The paper first establishes that the friction associated with negative rates, at least in the euro area, is the zero lower bound on household deposits and, to a lesser extent, deposits by non-financial corporates. All other bank liabilities reprice in line with negative policy rates. A simple econometric exercise shows that the interest rate pass-through of policy rate changes to bank lending rates appears largely unchanged over the negative interest period. Moreover, this result also appears to hold for banks that are most affected by the friction associated with negative rates, i.e. those with a high reliance on retail deposits and which are situated in a country with overall low deposit rates. The same exercise for loan volumes (proxied by loan market share) finds that the most affected banks, if anything, increased their overall share in loan markets. This is in line with findings that the negative interest rate policy has induced most affected banks to increase their lending activities in a bid to reduce their excess liquidity holdings.

Studies focusing on specific markets and financial intermediaries tend to find differentiated effects, pointing to interesting side effects of negative rates within the banking sector. These effects are, however, quantitatively small and unlikely to change the overall picture that negative rates in the euro area have been expansionary. Finally, the paper discusses several studies dealing with other effects of negative rates like their impact on foreign exchange markets, bank equity prices, and bank profitability.

REFERENCES

- Adrian, T. and H. S. Shin (2009). "Financial Intermediaries and Monetary Economics." In B. M. Friedman and M. Woodford (eds.), *Handbook of Monetary Economics*. Elsevier.
- Albertazzi, U., A. Nobili, and F. Signoretti (2017). "The Bank Lending Channel of Conventional and Unconventional Monetary Policy." *Banca d'Italia*.
- Altavilla, C., D. Andreeva, M. Boucinha, and S. Holton (2017a). "Monetary Policy, Credit Institutions and the Bank Lending Channel in the Euro Area." Forthcoming, *ECB Occasional Paper Series*.
- Altavilla, C., M. Boucinha, and J. Peydró (2017b). "Monetary Policy and Bank Profitability in a Low Interest Rate Environment." *ECB Working Paper Series, No. 2015*.
- Ampudia, M., and S. Van den Heuvel (2017). "Monetary Policy and Bank Equity Values in a Time of Low Policy Interest Rates." *Mimeographed, European Central Bank*.
- Amzallag, A., A. Calza, D. Georgarakos and J. Sousa (2018): Monetary Policy Transmission to mortgages in a negative interest rate environment, *Mimeographed, European Central Bank*.
- Aramonte, S., S. J. Lee, and V. Stebunov (2015). "Risk Taking and Low Longer-Term Interest Rates: Evidence from the U.S. Syndicated Loan Market." *Finance and Economics Discussion Series 2015-068, Washington. Board of Governors of the Federal Reserve System*.
- Arseneau, D. M. (2017). "How Would US Banks Fare in a Negative Interest Rate Environment?" *Finance and Economics Discussion Series 2017-030, Washington. Board of Governors of the Federal Reserve System*.
- Arteta, C., M. A. Kose, M. Stocker, and T. Taskin (2016). "Negative Interest Rate Policies. Sources and Implications." *World Bank Policy Research Working Paper No. 7791*.
- Basten, C. and M. Mariathasan (2018). "How Banks Respond to Negative Interest Rates: Evidence from the Swiss Exemption Threshold." *CESifo Working Paper No. 6901*.
- Bech, M. and A. Malkhozov (2016). "How have Central Banks Implemented Negative Policy Rates?" *BIS Quarterly Review, March 2016*.

- Benigno, P., G. B. Eggertsson, and F. Romei (2014). “Dynamic Debt Deleveraging and Optimal Monetary Policy.” *NBER Working Paper No. w20556*.
- Blattner, T. S. and M. A. Joyce (2016). “Net Debt Supply Shocks in the Euro Area and the Implications for QE.”, *ECB Working Paper Series, No.1957*.
- Borio, C., L. Gambacorta, and B. Hofmann (2017). “The Influence of Monetary Policy on Bank Profitability.” *International Finance, 20(1), 48-63*.
- Borio, C. and H. Zhu (2008). “Capital Regulation, Risk-taking and Monetary Policy: A Missing Link in the Transmission Mechanism?” *BIS Working Paper No. 268*.
- Bräuning, F. and B. Wu (2017). “ECB Monetary Policy Transmission During Normal and Negative Interest Rate Periods.”, *SSRN Working Paper*.
- Brunnermeier, M. K. and Y. Koby (2017). “The Reversal Interest Rate: An Effective Lower Bound on Monetary Policy.” *Unpublished, Princeton University, Princeton, NJ*.
- Buchholz, M., K. Schmidt, and L. Tonzer (2017). “Do Conventional Monetary Policy Instruments Matter in Unconventional Times?” *IWH Discussion Papers, No. 12/2017*.
- Cavallino, P., and D. Sandri (2017). “The Expansionary Lower Bound: A Theory of Contractionary Monetary Easing.” *Mimeographed, International Monetary Fund*.
- Claessens, S., N. Coleman, and M. Donnelly (2016). “‘Low-for-Long’ Interest Rates and Net Interest Margins of Banks in Advanced Foreign Economies.” *Board of Governors of the Federal Reserve System (US), No. 2016-04-11-1*.
- Curdia, V. and M. Woodford (2011). “The Central-Bank Balance Sheet as an Instrument of Monetary Policy.” *Journal of Monetary Economics, 58(1), 54-79*.
- Dell’Ariccia, G., V. Haksar, and T. Mancini-Grifolli (2017). “Negative Interest Rate Policies—Initial Experiences and Assessments.” *IMF Policy Paper, August 2017*.
- Dell’Ariccia, G., L. Laeven, and G. Suarez (2016). “Bank Leverage and Monetary Policy’s Risk-Taking Channel: Evidence from the United States.” *Forthcoming, Journal of Finance*.
- Demiralp, S., J. Eisenschmidt, and T. Vlassopoulos (2017). “Negative Interest Rates, Excess Liquidity and Bank Business Models: Banks’ Reaction to Unconventional Monetary Policy in the Euro Area.” *Forthcoming, ECB Working Paper*.

- Deutsche Bank (2013). "Ultra-low Interest Rates. How Japanese Banks have Coped." *DB Research Paper. June 2013*.
- Dombret, A., Y. Gündüz, and J. Rocholl (2017). "Will German Banks Earn their Cost of Capital?" *Deutsche Bundesbank Discussion Paper, No. 01/2017*.
- Drechsler, I, A. Savov, and P. Schnabl (2017a). "The Deposit Channel of Monetary Policy." *Quarterly Journal of Economics, 132(4), 1819-1876*.
- . (2017b). "Banking on Deposits: Maturity Transformation without Interest Rate Risk." *SSRN*.
- Eggertsson, G., R. Juelsrud, and E. Wold (2017). "Are Negative Nominal Interest Rates Expansionary?" *NBER Working Paper No. 24039*.
- English, W.B., S. Van den Heuvel, and E. Zakrajsek (2014). "Interest Rate Risk and Bank Equity Valuations." *Wharton Financial Institutions Center, Working Paper Series 14-05*.
- Gräß, J. and A. Mehl (2015). "Measuring the Non-linear Effects of Negative Policy Rates on the Exchange Rate." *Mimeographed, European Central Bank*.
- Gertler, M., and P. Karadi (2010). "A Model of Unconventional Monetary Policy." *Journal of Monetary Economics, 58(1), 17-34*.
- Heider, F., F. Saidi, and G. Schepens (2018). "Life Below Zero: Bank Lending under Negative Rates." *ECB Working Paper 2173*.
- Horwath, R., J. Kotlebova, and M. Siranva (2018). "Interest Rate Pass-through in the Euro Area: Financial Fragmentation, Balance Sheet Policies and Negative Rates." *Journal of Financial Stability, Volume 36, pp. 12-21*.
- Jackson, H. (2015). "The International Experience with Negative Policy Rates." *Bank of Canada Staff Discussion Paper, No. 2015-13*.
- Jimenez, G., S. Ongena, J.L. Peydro, and J. Saurina (2012). "Credit Supply and Monetary Policy: Identifying the Bank Balance-Sheet Channel with Loan Applications." *American Economic Review, 102(5), 2301-2326*.
- Khayat, A. (2015). "Negative Policy Rates, Banking Flows and Exchange Rates." *AMSE Working Paper, No. 38*.
- Rostagno, M., U. Bindseil, A. Kamps, W., Lemke, A. Sugo, and T. Vlassopoulos (2016). "Breaking Through the Zero Line: The ECB's Negative Interest Rate Policy." *Presentation at Brookings Institution Conference*.